



### District Report Card: 2017


<b>State:</b> Telangana	<b>District:</b> Jayashankar
<b>Class:</b> 3	<b>Subject:</b> Language
<b>Schools:</b> 58	<b>Students:</b> 676


### Participation/Coverage


#### Students

 GENDER	Boys		Girls	
	Number	%	Number	%
	295	43.64	381	56.36

 AREA	Rural		Urban	
	Number	%	Number	%
	621	91.86	55	8.14

 CATEGORY	SC		ST		OBC		GEN	
	Number	%	Number	%	Number	%	Number	%
	239	35.36	208	30.77	214	31.66	15	2.22

 CWSN	LD	VI	HI	S&LD	ID	Oth
	1	1	0	3	2	2

 Management	Government		Government-aided	
	Number	%	Number	%
	676	100.00	0	0.00

### Average Performance of Students in Language (%)

Overall	Gender		Area		Management		Social Group			
	Male	Female	Rural	Urban	Govt.	Aided	SC	ST	OBC	GEN
64.39	66.73	62.57	62.89	81.33	64.39	0.00	66.97	57.47	68.57	59.56

## Performance on Learning Outcomes (LOs)

Learning Outcomes	Description	Average Performance(%)
L304	Reads small texts with comprehension i.e., identifies main ideas, details, sequence and draws conclusions	64.90
L312	Reads printed scripts on the classroom walls: poems, posters, charts etc.	63.37

Range of Performance of Students who Answered Correctly							
Below 30%		30% - 50%		50% - 75%		Above 75%	
Number	%	Number	%	Number	%	Number	%
77	11.39	122	18.05	226	33.43	251	37.13

## Lowest Performing Learning Outcomes (LOs)

1 - Reads printed scripts on the classroom walls: poems, posters, charts etc. (63.37)

2 - Reads small texts with comprehension i.e., identifies main ideas, details, sequence and draws conclusions (64.90)